


Reception Handwriting Steps

Handwriting Step 1



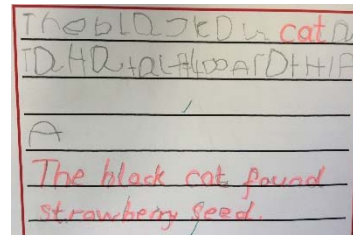
Giving meaning to marks they make.



Handwriting Step 2



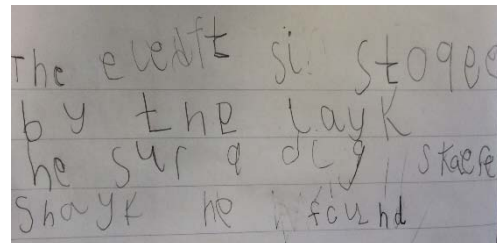
Uses some clearly identifiable letters to communicate meaning.



Handwriting Step 3




Beginning to write words on the line.



Handwriting Step 4



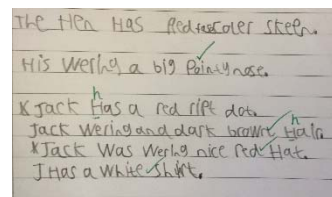
Consistently writing words on the line.



Handwriting Step 5



Size of letters are smaller but descenders not yet formed correctly.



Handwriting Step 6



Forming ascenders and descenders correctly and consistently.

